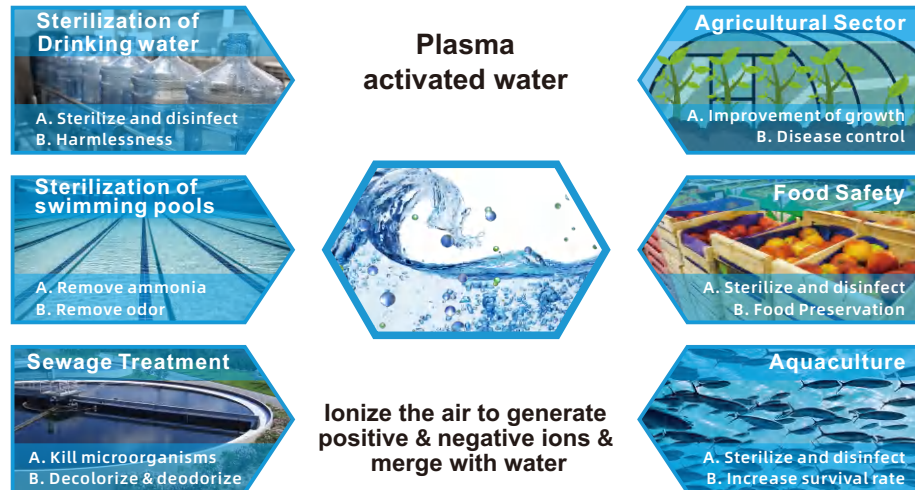


【Precautions】

There are electronic devices inside, do not open the chassis to avoid the risk of electric shock. Before using this machine, please read this [User's Manual] and follow the precautions and operating methods indicated in this manual, otherwise it may cause damage to the machine, and even lead to their own or other people's bodies to different degrees of damage.

- This unit is designed for general indoor use only and should not be placed in a hot location.
- Before operating the unit, make sure that the power cord is securely plugged into an electrical outlet and that the power cord is placed in a location that is difficult for others to access.
- Do not touch, install or remove the power cord with wet hands to avoid electric shock.
- Before unplugging the power cord, turn off the power of the unit in the correct procedure, otherwise the unit may be damaged.
- If the unit is not to be used for a long period of time, disconnect the power supply.
- Before operation, please check whether the air inlet and outlet of the machine are blocked by obstacles.
- To ensure the best performance of the unit, do not place any obstacles within 1 meter of the air outlet and air inlet locations.
- Do not place any obstacles within 1 meter of the air outlet and air inlet locations.
- Do not use the unit in the kitchen, as it should be ventilated when used in conjunction with fuel appliances.
- Before cleaning the chassis, please turn off the power and unplug the power cord, and wipe it with a soft cloth dampened with water only.
- Do not place in the bathroom, otherwise it may cause electric shock.

【Application of ionized water】



Warranty Card


(Please keep it properly)

Product Name		Product Number	
Purchase Time		Contact Number	
Customer information	Name/company		
	contact address		
Sales company stamp:			

Plasma Ions 

Plasma Water Treatment Device

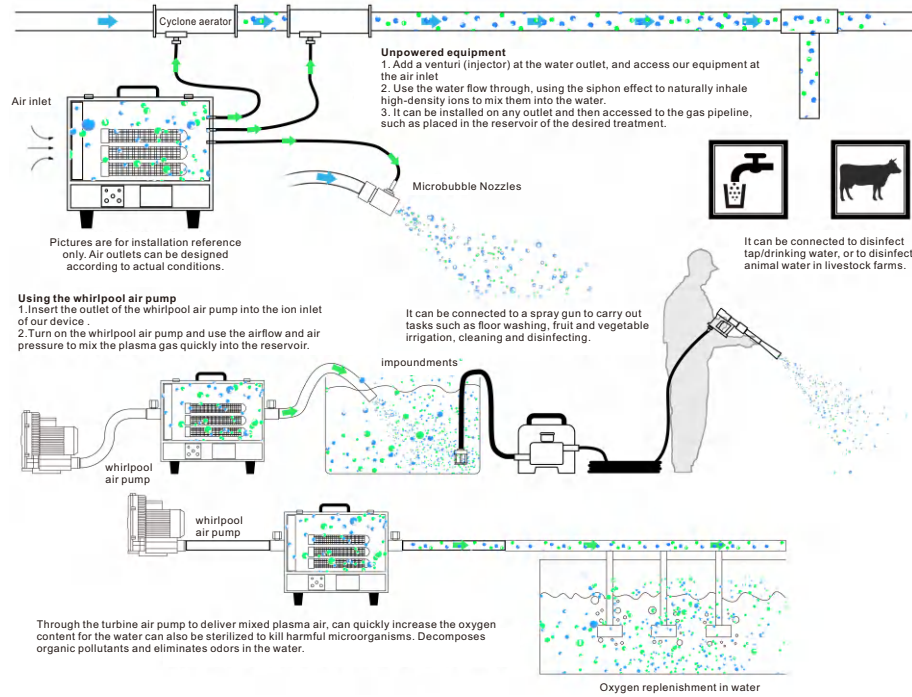
Model: PS-506TF



Please read the instructions before use



【Ionized water test results】



【Maintenance Notice】

1. Please read this manual carefully before use.
2. With the warranty card and invoice can enjoy one year free warranty service, when your product needs repair can contact the Distributor or agent
3. The company is not responsible for the following repair services beyond the product, but we can still provide you with paid services.
 - Products due to improper use or storage.
 - Products without warranty card or other valid documents.
 - Products due to unstable power supply voltage or beyond the normal voltage range or power supply and installation does not meet the electrical installation requirements.
 - Promotional products.
 - Products damaged caused by irresistible natural disasters.
 - Products beyond maintenance period, damaged due to not follow the rules and methods of application.

【Use and characteristics】

- Shell is PP material.
- Plasma ions ionizers provide long-lasting, proactive disinfection and sanitization.
- This product can be used for a long-term. (Suggest clean the ion tube about 12 months later)
- It is suitable for all kinds of fruit and vegetable washing workshop, farm, fruit and vegetable food preservation warehouse, garbage transfer station and other places.

【Technical Specification】


Model	PS-506TF	Power	40 W
Voltage	AC120V / AC240V	ionic concentration	$13 \times 10^5 \text{ (cm}^3/\text{s)} \times 6$
Material	PP (Polypropylene)	Weight	13.4Kg
Noise	$\leq 30\text{dB}$	Number of Ion Tubes	6 (Standard)
Size	577*350*205 mm	Ion tube size	350mm(14")
Ion tube life	17000 Hours	Filter Type	High Efficiency Filter

【Fault Checking】

Fault condition	Processing Check
Indicator light is not lit	Check that the switch is open and that the power connector is not loose. Check that the power supply outlet is supplied with power.
Plasma generator Not working	Under normal operating conditions, the red light is off, the green light is on, & the ionization tube will emit a "zippy" sound, indicating normal operation. If a malfunction occurs, the red light will come back on until the malfunction is eliminated. If the red light continues to come back on, it may be the ion tube burst (visual inspection), will blow the fuse (visual inspection), please follow the instructions to replace the ion tube or fuse (standard 0.5A) can be used again. If it still can not be used normally, may be the ion power supply failure, please contact the dealer or agent to replace.

【Composition Unit】

(1) Product Description:



(2) Product Size:

