

【Maintenance Notice】

1. Please read this manual carefully before use.
2. Free services can be provided with warranty card and invoice, welcome to contact us if you need technical support.
3. Customers can get 1 year warranty service from us with product related invoice and documents.
4. Please keep the warranty card properly so that the warranty can be obtained when the product needs repair.
5. The company is not responsible for the following repair services beyond the product, but we can still provide you with paid services.
 - Products due to improper use or storage.
 - Products without warranty card or other valid documents.
 - Products due to unstable power supply voltage or beyond the normal voltage range or power supply and installation does not meet the electrical installation requirements.
 - Promotional products.
 - Products damaged caused by irresistible natural disasters.
 - Products beyond maintenance period, damaged due to not follow the rules and methods of application.

【Technology Specification】

Model	PS-500(Horizontal)	Power	5 W
Voltage	12V/24V DC, 220V/240VAC	Adapted air volume	700CFM(1200m³/h)
Application area	60 m²	Weight	450 g
Noise	≤10 dB	Ion Tube quantity	1 (Standard)
Size	200*70*50mm	Ion tube size	80 mm(3inch)
Ion tube life	17000 Hours		

Warranty Card

(Please keep it properly)

Product Name		Product Number	
Purchase Time		Contact Number	
Customer information	Name/company		
	contact address		
Sales company stamp:			

Plasma Ions | 

Plasma Air Disinfection Purifier PS-500(Horizontal)



Please read the instructions before use

【Precautions】

There are electronic devices installed inside, do not open the case to avoid the risk of electric shock. Please read this [user manual] carefully before using the machine and follow the below points of operation base on the manual. Otherwise it may cause damage to product, or even cause injury to yourself or others at varying degrees.

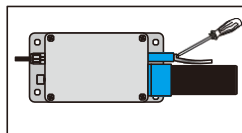
- This machine is designed for only indoor general using. Do not place it open-air or high temperature place.
- Before operating the machine, make sure the power cord is firmly plugged into the power outlet, and place the power cord in a safe position. Do not touch, install or unplug the power cord with wet hands to avoid electric shock accidents.
- Before unplugging the power cord, please turn off the machine power in the correct procedure, otherwise it may cause damage to the machine.
- If don't use the machine for a long time, please unplug the power supply.
- Before operation, please check whether the air inlet and outlet positions of the machine are blocked.
- Do not put debris at the air inlet or outlet, because there is the fan installed inside with high-speed rotation, it may caused injured if touch it.
- In order to ensure the best performance of the machine, do not place any obstacles within 1 meter nearby of the air outlet position and air introduction position.
- The machine has precision components built inside. Don't open the case by yourself to avoid damage to the machine parts and may happen dangerous.
- Do not dismantle the front wind panel or the chassis during machine is operating to avoid dangerous.
- Pay attention to ventilation when using it together with fuel appliances. Please do not use machine in the kitchen.
- Before cleaning the chassis of the machine, make sure turn off the power and unplug it of the machine. Only use cloth with a little clean water and clean it softly, don't use volatile cleaners.
- Forbidding to place and using in the bathroom, otherwise it may cause electric shock.

【Use and characteristics】

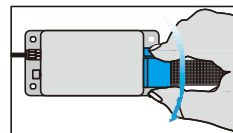
- Shell is ABS flame retardant material.
- Plasma ions generator play a long-lasting and active positive and negative ion purification effect.
- This product can be used for a long-term. (Suggest clean the ion tube about 12 months later, clean or change the filter)
- It is suitable for the ventilation system of various air conditioners, dehumidifiers, air purifiers and other products. It can also be used in places prone to bacteria, viruses and peculiar smells.

【Procedure for replacing ion tube】

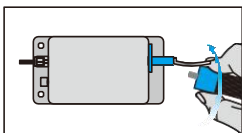
Note: Remember to unplug the power before replacing the ion tube!



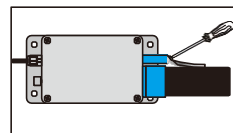
1. Loosen the screws to separate the electrode tablet from the ion tube.



2. Twist the ion tube counterclockwise a few times and remove it



3. Rotate the new ion tube clockwise a few times until it stops..



4. Ensuring that the electrode sheet is in full contact with the ion tube, tighten the screw.

【Fault Check】


Fault condition	Processing check
Power and other indicator signals are not lit	Check whether the power cord plug is loose, and check whether the power socket has power.
Plasma generator is not working	Under normal circumstances, there is a slight electric current, and there is a faint blue light in dark places. If found The ion tube bursts, and the ion tube needs to be replaced.

Please send the following to the company's designated maintenance department for repairs.

1. The problem cannot be solved as described above.
2. Foreign matter or moisture enters, and abnormal conditions occur.

【Constituent Unit】

(1) Product overview:



(2) Product Size:

